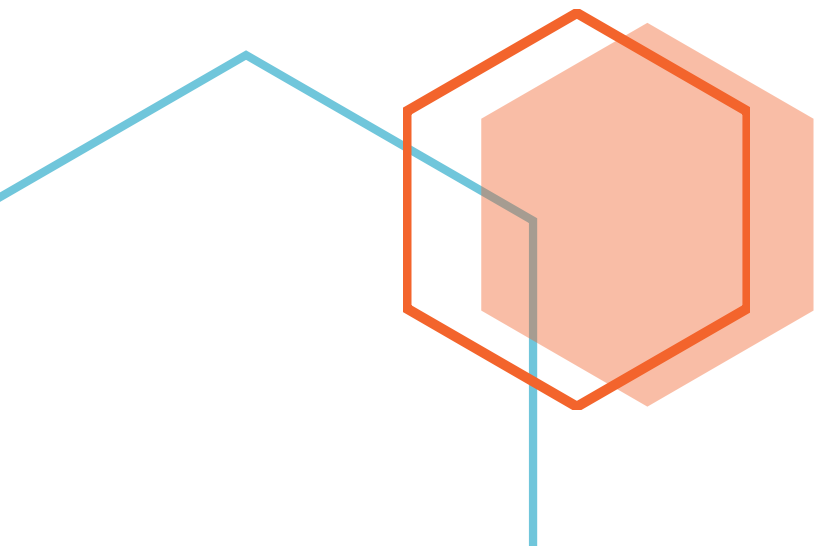




Logging In/Out – Users Guide

iOS AEGEA Mobile Application

This Users Guide will take you through the steps of getting logged in and logged out with an account for the iOS AEGEA mobile application.





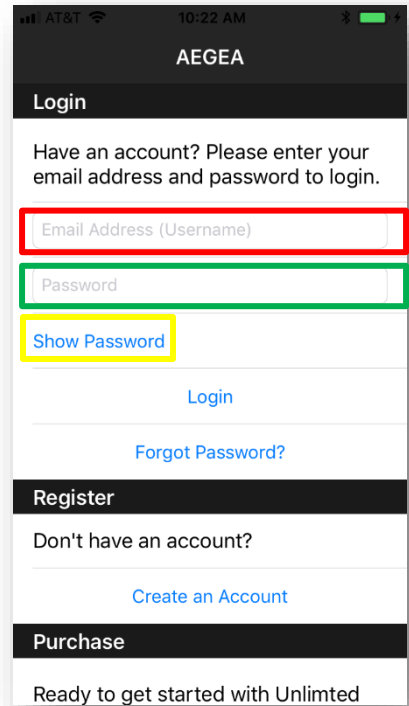
Getting Logged In



Getting Logged In – Required Fields

To log into the iOS AEGEA mobile application, enter your Email Address (Username), highlighted by the red box in the image, and Password, highlighted by the green box in the image, used during registration.

If needed, use the Show Password, indicated by the yellow box to make the password text clear for reading.



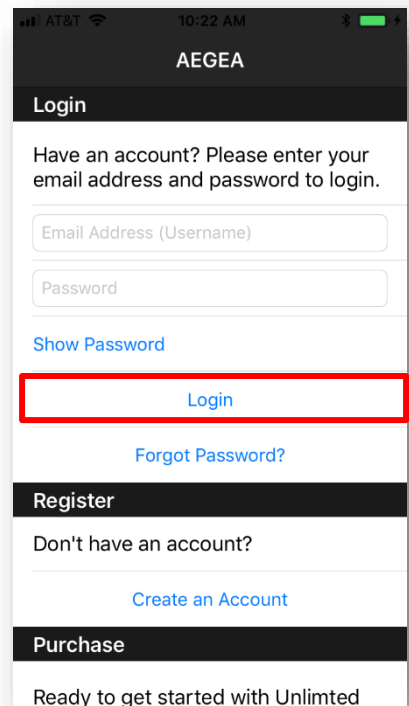
Getting Logged In – Login Processing

Once your Email Address (Username) and Password are entered, select the Login button, highlighted by the red box in the image.

If your Email Address (Username) is not found, you will receive an error message.

If your Password is not the same Password used at registration, you will receive an error message.


If you do not provide both an Email Address and Password, you will receive an error message.





Getting Logged In – Login Complete

When the login process is complete, you will be brought into the application and placed on the Contacts screen, highlighted by the red box in the image.





Getting Logged Out



Getting Logged Out – Account Screen

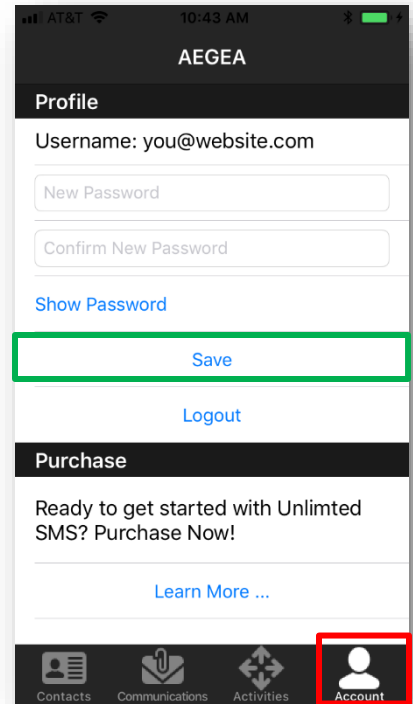
The only way to ensure that you are logged out of the iOS AEGEA mobile application is to use the Account screen, Logout button.

To access the Account screen, select the Account image, highlighted by the red box in the image, at the bottom of the application.

Select the Logout button, highlighted by the green box in the image.

Please note that closing the application, by pressing the Home button, will not log you out of the application.

Please note that removing the application from memory, by pressing the Home button twice, until you see the running applications as tiles, then swiping up, will not log you out of the application.



Getting Logged Out – Logout Complete

The Log Out process is complete when you see the Login screen.

